

Arbour Landscape Solutions Ltd
Unit 3A, Chassis Industrial Estate Grovebury Road,
Leighton Buzzard, Bedfordshire LU7 4SL
T : 020 8953 6177
E: enquiries@arboursolutions.co.uk
www.arboursolutions.co.uk













2021 INSTALLATION GUIDE FOR FENCES, GATES & BALUSTRADES

Composite fences, gates & balustrades by Arbour Landscape Solutions are easy to install whilst offering a long-lasting & stylish solution.

Please ensure installation is followed as per the installation guide for Arbour Landscape Solutions warranty to apply.

Posts in the Ground

Fencing Component list

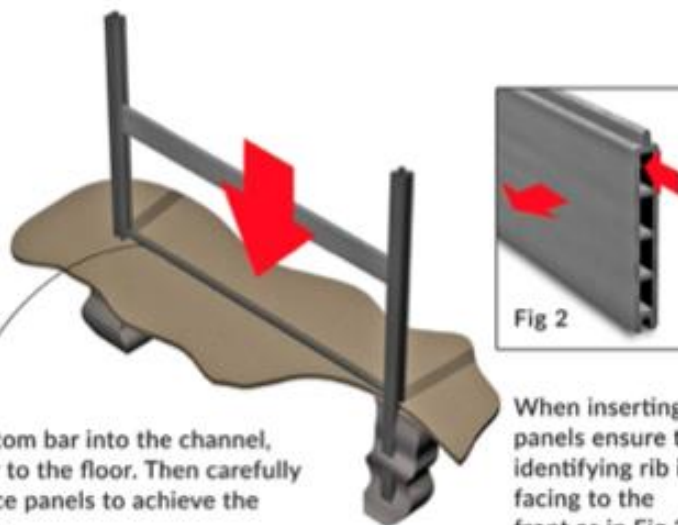
| Image | Quantity per bay | Product Description | Dimensions | Weight |
|---|------------------|---|-------------------------|-------------|
| 1.8m x 1.8m Fence (sunk in the ground) FY- F1 | | | | |
|  | 1 | 1. 2.4m post | 70mm x 70mm x 2400mm | 7.4kg |
| | 1 | 2. Post cap | | |
| | 1 | 3. 1.815m Insert | | |
| | 1 | 4. 55mm Insert | | |
| | 1 | 5. 20 mm insert | | |
|  | 1 | Bottom Rail | 1748mm x 30mm x 20mm | 0.8kg |
|  | 1 | Top Rail | 1748mm x 30mm x 20mm | 0.7kg |
|  | 1 | 1 Pack (4 Included with screws) | 25mm x 24mm x 2mm | 0.02kg |
|  | 12 | FSC 100% Composite Fence boards | 145mm x 1755mm x 19.5mm | 3.85kg e.a. |
| Additional Finishing post FY- PA1 | | | | |
|  | 1 | Additional post kit as above to finish end of run | 70mm x 70mm x 2400mm | 7.4kg |
| 4ft Fence (sunk into the ground) FY-F3 | | | | |
|  | 1 | 1. 1815mm post | 70mm x 70mm x 1815mm | 8.5kg |
| | 1 | 2. Post cap | | |
| | 1 | 3. 20mm Insert | | |
| | 1 | 4. 55mm Insert | | |
| | 1 | 5. 1185mm Insert | | |
|  | 1 | Bottom Rail | 1748mm x 30mm x 20mm | 0.8kg |
|  | 1 | Top Rail | 1748mm x 30mm x 20mm | 0.7kg |
|  | 1 | 1 Pack (4 Included & Screws) | | 0.02kg |
|  | 8 | FSC 100% Composite Fence boards | 145mm x 1755mm x 19.5mm | 3.85kg e.a. |
| Additional Finishing post FY- PA2 | | | | |
|  | | Additional post kit to finish | 70mm x 70mm x 1815mm | 8.5kg |

1



Dig a sufficient sized hole in the ground to accept the post allowing for the desired fence height.

2

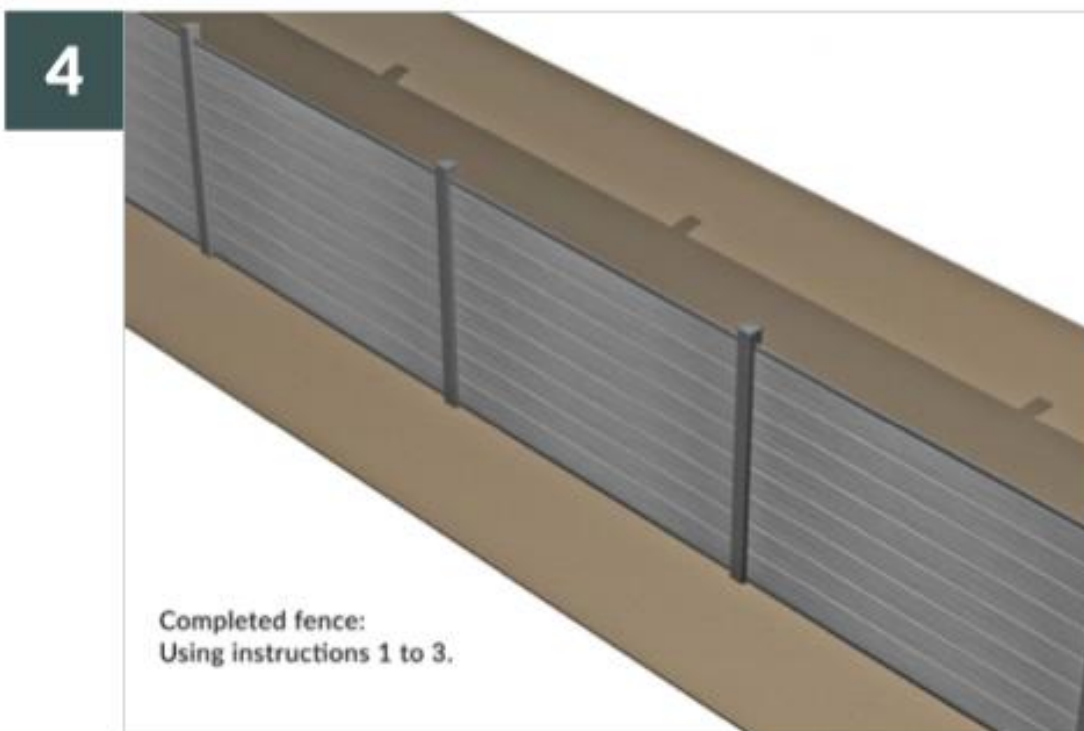



Insert the bottom bar into the channel, sliding the bar to the floor. Then carefully insert the fence panels to achieve the desired height.

When inserting panels ensure the identifying rib is facing to the front as in Fig 2.











Arbour Landscape Solutions Ltd
Unit 3A, Chassis Industrial Estate Grovebury Road,
Leighton Buzzard, Bedfordshire LU7 4SL
T : 020 8953 6177
E: enquiries@arboursolutions.co.uk
www.arboursolutions.co.uk



Posts with base plates

Fencing Component list


| Image | Quantity per bay | Product Description | Dimensions | Weight |
|---|------------------|-----------------------------------|-------------------------|-------------|
| 1.8m x 1.8m Fence (with baseplates) FY-F2 | | | | |
|  | 1 | 1. 1815mm post | 70mm x 70mm x 1815mm | 8.5kg |
| | 1 | 2. Post cap | | |
| | 1 | 3. 20mm Insert | | |
| | 1 | 4. 55mm Insert | | |
| | 1 | 5. 1185mm Insert | | |
|  | 1 | Bottom Rail | 1748mm x 30mm x 20mm | 0.8kg |
|  | 1 | Top Rail | 1748mm x 30mm x 20mm | 0.7kg |
|  | 1 | 10mm baseplate | 130mm x 130mm x 10mm | 2.5kg |
| | 4 | Bolts to attach baseplate to post | | |
| | 4 | Concrete fixing bolts | | |
|  | 1 | 1 Pack (4 Included with screws) | 25mm x 24mm x 2mm | 0.02kg |
|  | 12 | FSC 100% Composite Fence boards | 145mm x 1755mm x 19.5mm | 3.85kg e.a. |
| Additional Finishing post FY- PA2 and baseplate FY-BP1 | | | | |
|  | 1 | Additional post kit to finish | 70mm x 70mm x 1815mm | 4.8kg |
|  | 1 | Additional baseplate to finish | 130mm x 130mm x 10mm | 2.5kg |



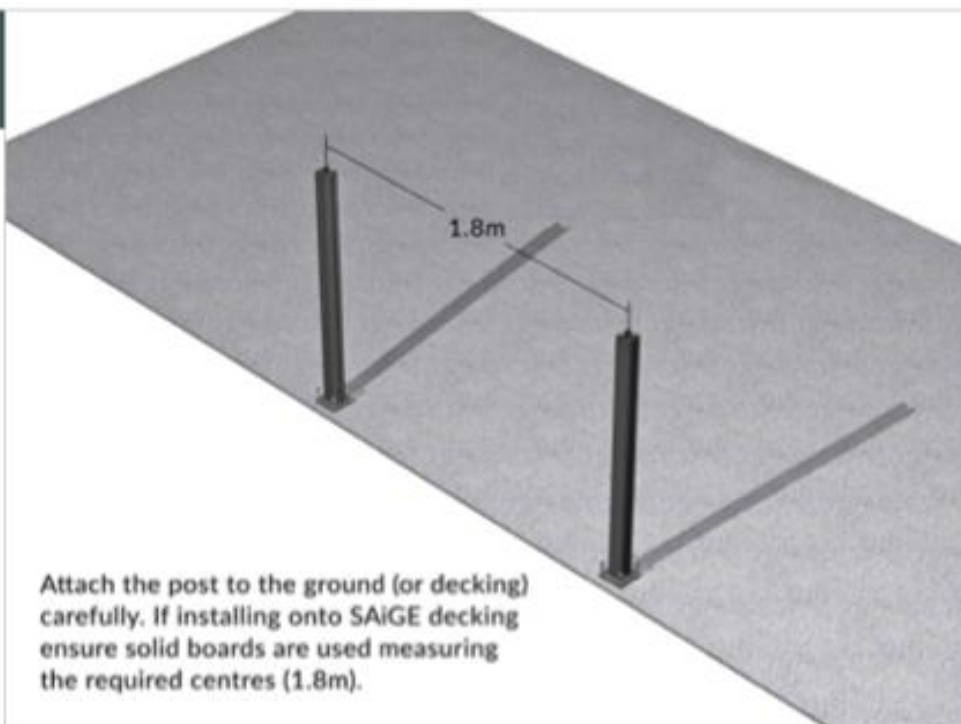
Arbour Landscape Solutions Ltd
 Unit 3A, Chassis Industrial Estate Grovebury Road,
 Leighton Buzzard, Bedfordshire LU7 4SL
 T : 020 8953 6177
 E: enquiries@arboursolutions.co.uk
 www.arboursolutions.co.uk


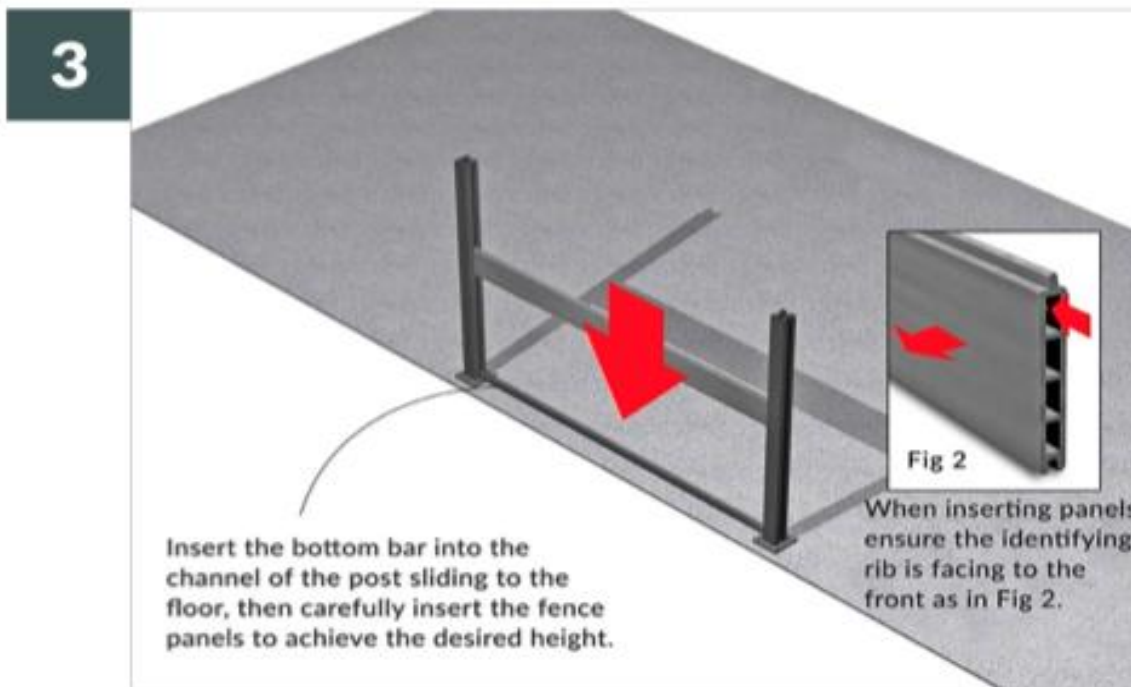
| Image | Quantity per bay | Product Description | Dimensions | Weight |
|---|------------------|---------------------------------|-------------------------|---------------|
| 4ft Fence (with baseplates) FY- F4 | | | | 38.1kg |
| | 1 | 1. 1.54mm post | 70mm x 70mm x 1540 mm | 4.8kg |
| | 1 | 2. Post cap | | |
| | 1 | 3. 1540mm Insert | | |
| | 1 | 4. 55mm Insert | | |
| | 1 | 5. 1.54mm Post | | |
| | 1 | Bottom Rail | 1748mm x 30mm x 20mm | 0.8kg |
| | 1 | Top Rail | 1748mm x 30mm x 20mm | 0.7kg |
| | 1 | Baseplate | 130mm x 130mm x 10mm | 2.5kg |
| | 1 | 1 Pack (4 Included with screws) | 25mm x 24mm x 2mm | 0.02kg |
| | 8 | FSC 100% Composite Fence boards | 145mm x 1755mm x 19.5mm | 3.85kg e.a. |
| Additional Finishing post FY- PA3 and Baseplate FY-BP1 | | | | |
| | 1 | Additional post kit to finish | 70mm x 70mm x 1540mm | 4.8kg |
| | 1 | Additional baseplate to finish | 130mm x 130mm x 10mm | 2.5kg |

1



2








Arbour Landscape Solutions Ltd
Unit 3A, Chassis Industrial Estate Grovebury Road,
Leighton Buzzard, Bedfordshire LU7 4SL
T : 020 8953 6177
E: enquiries@arboursolutions.co.uk
www.arboursolutions.co.uk

5



Completed fence at desired height
using instructions 1-5.





Arbour Landscape Solutions Ltd
 Unit 3A, Chassis Industrial Estate Grovebury Road,
 Leighton Buzzard, Bedfordshire LU7 4SL
 T : 020 8953 6177
 E: enquiries@arburlandscape-solutions.co.uk
 www.arburlandscape-solutions.co.uk

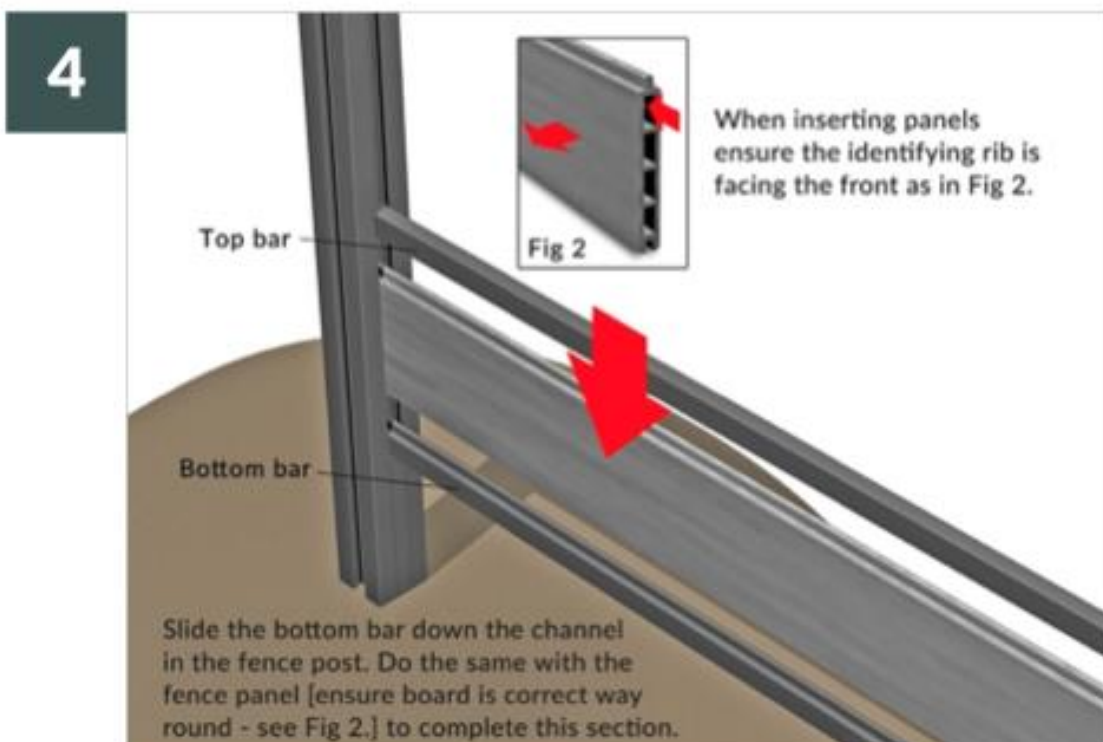
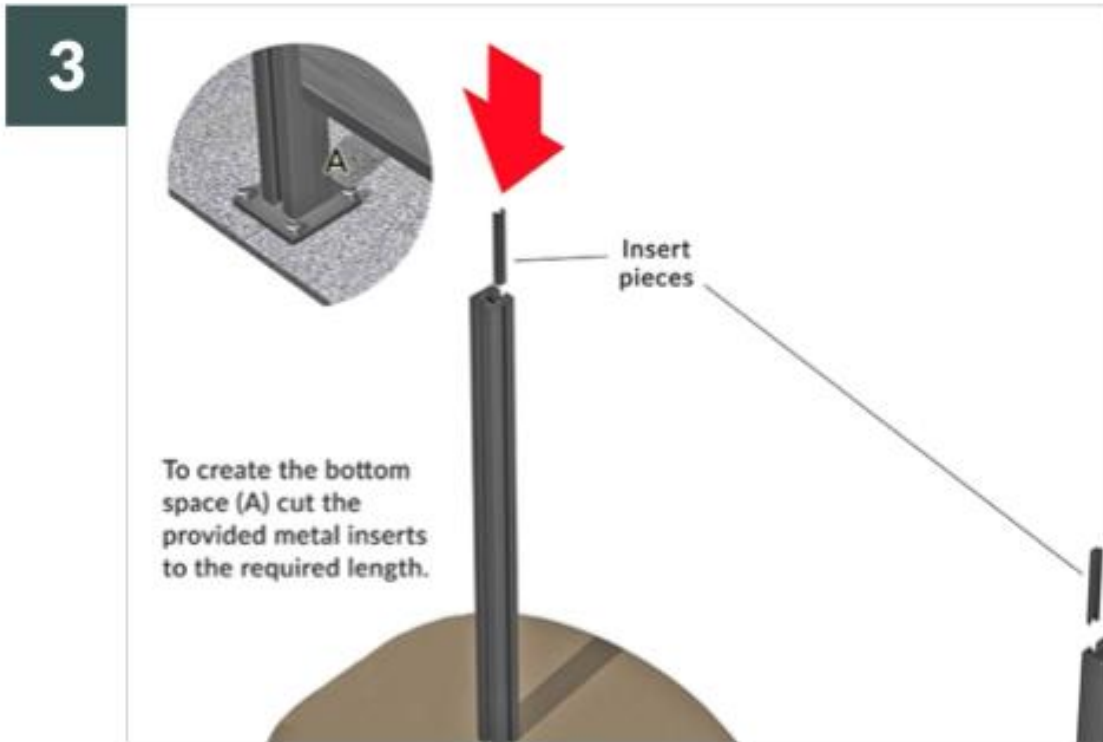
Ranch style – 2 & 3 board options available.

Ranch Style Fence Component list

| Image | Quantity per bay | Product Description | Dimensions | Weight |
|--|------------------|--------------------------------------|-------------------------|----------------|
| 3 Board Ranch Fence (can be sunk in the ground or fixed using baseplates) FY-F7 | | | | 21.75kg |
| | 1 | 1. 1.54m post | 70mm x 70mm x 1540mm | 4.8kg |
| | 1 | 2. Post cap | | |
| | 1 | 3. 1540mm Insert | | |
| | 1 | 4. 55mm Insert | | |
| | 3 | Bottom Rail | 1748mm x 30mm x 20mm | 0.8kg e.a. |
| | 3 | Top Rail | 1748mm x 30mm x 20mm | 0.7kg e.a. |
| | 3 | 1 Pack (4 Included & Screws) | 25mm x 24mm x 2mm | 0.02kg |
| | 3 | FSC 100% Composite Fence boards | 145mm x 1755mm x 19.5mm | 3.85kg e.a. |
| | 1 | Baseplate if sinking into the ground | 130mm x 130mm x 10mm | 2.5kg |
| | 1 | 1155mm Insert | 1155mm | 0.4kg |
| Additional Finishing post FY- PA3 and baseplate FY-PB1 | | | | |
| | 1 | Additional post kit to finish | 70mm x 70mm x 1540mm | 4.8kg |
| | 1 | Additional baseplate to finish | 130mm x 130mm x 10mm | 2.5kg |

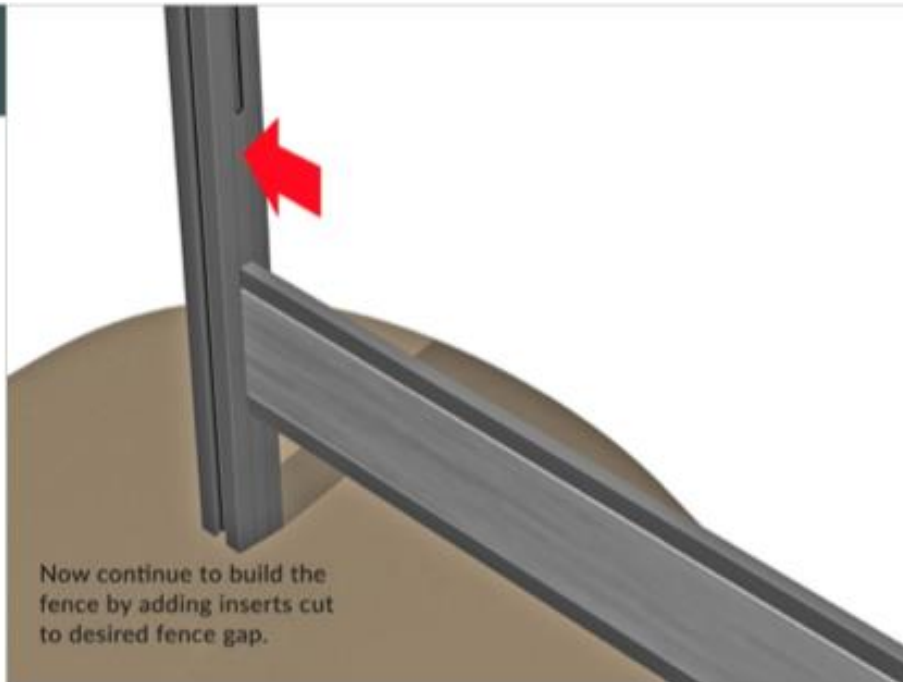
Arbour Landscape Solutions Ltd
Unit 3A, Chassis Industrial Estate Grovebury Road,
Leighton Buzzard, Bedfordshire LU7 4SL
T : 020 8953 6177
E: enquiries@arboursolutions.co.uk
www.arboursolutions.co.uk



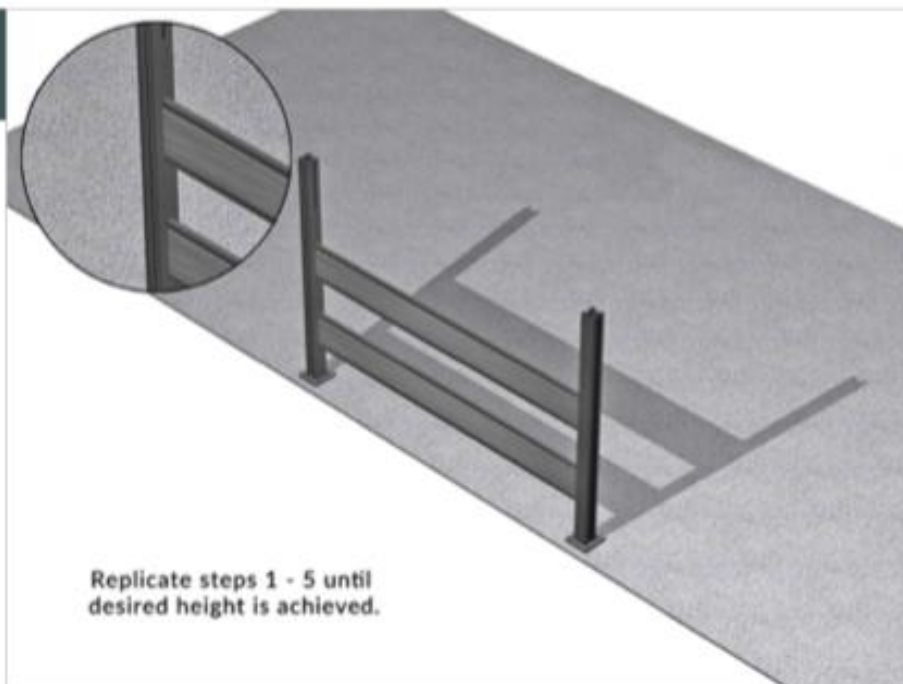


Arbour Landscape Solutions Ltd
Unit 3A, Chassis Industrial Estate Grovebury Road,
Leighton Buzzard, Bedfordshire LU7 4SL
T : 020 8953 6177
E: enquiries@arboursolutions.co.uk
www.arboursolutions.co.uk

5



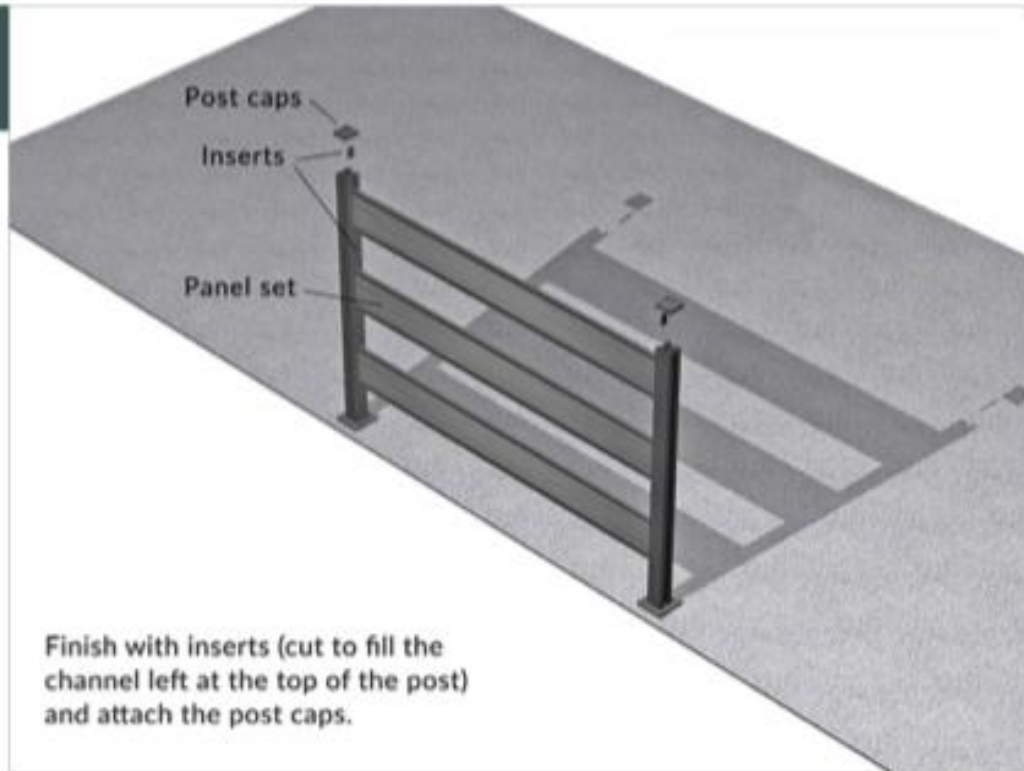
6






Arbour Landscape Solutions Ltd
Unit 3A, Chassis Industrial Estate Grovebury Road,
Leighton Buzzard, Bedfordshire LU7 4SL
T : 020 8953 6177
E: enquiries@arboursolutions.co.uk
www.arboursolutions.co.uk

7



8



Retro fit posts

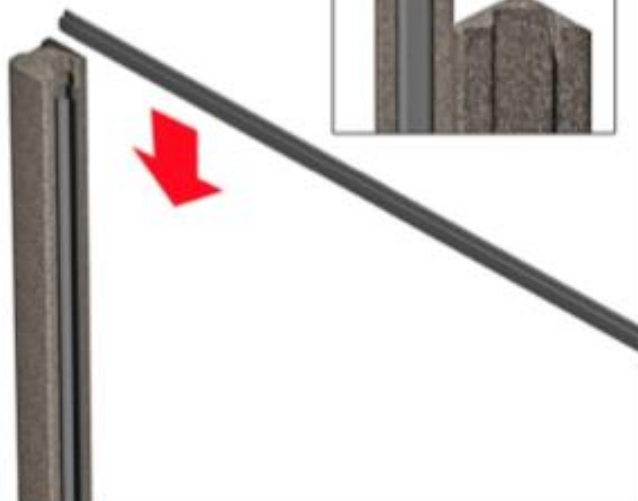
1

Attach retro fit post insert to concrete post channel. The insert must be fixed to the post.

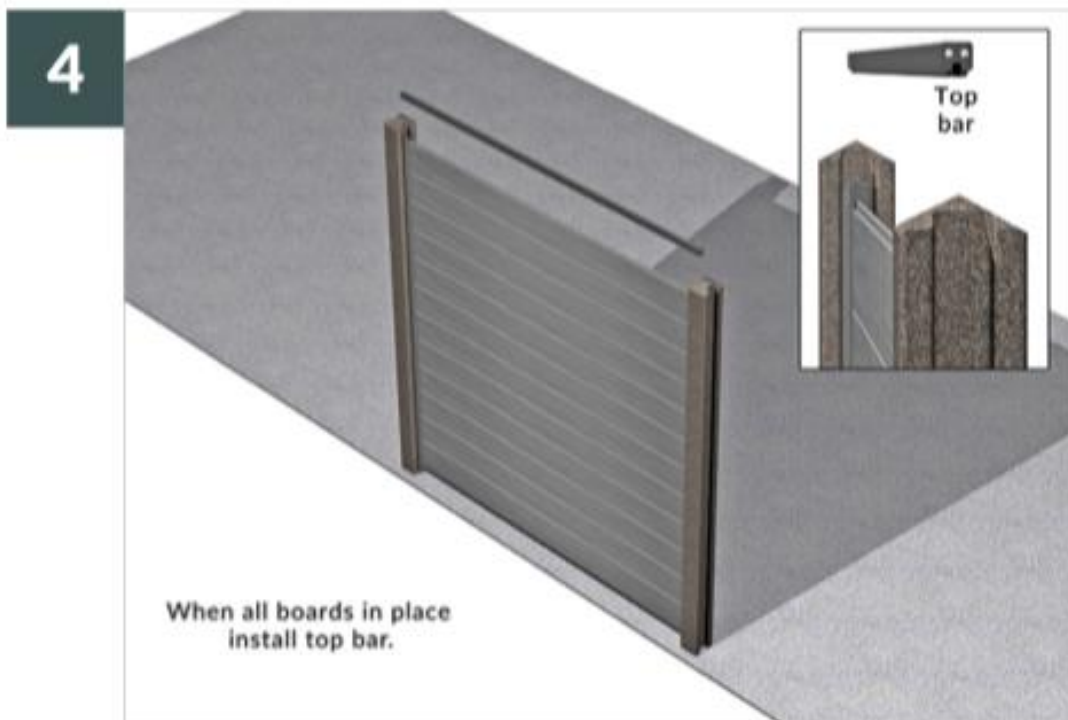
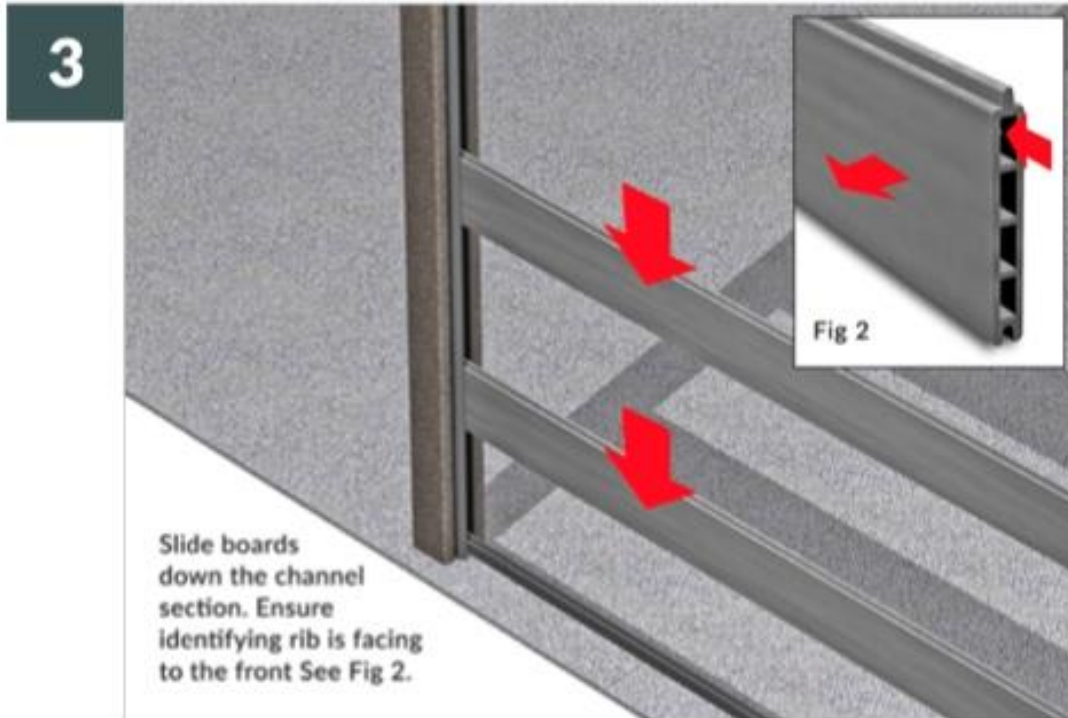


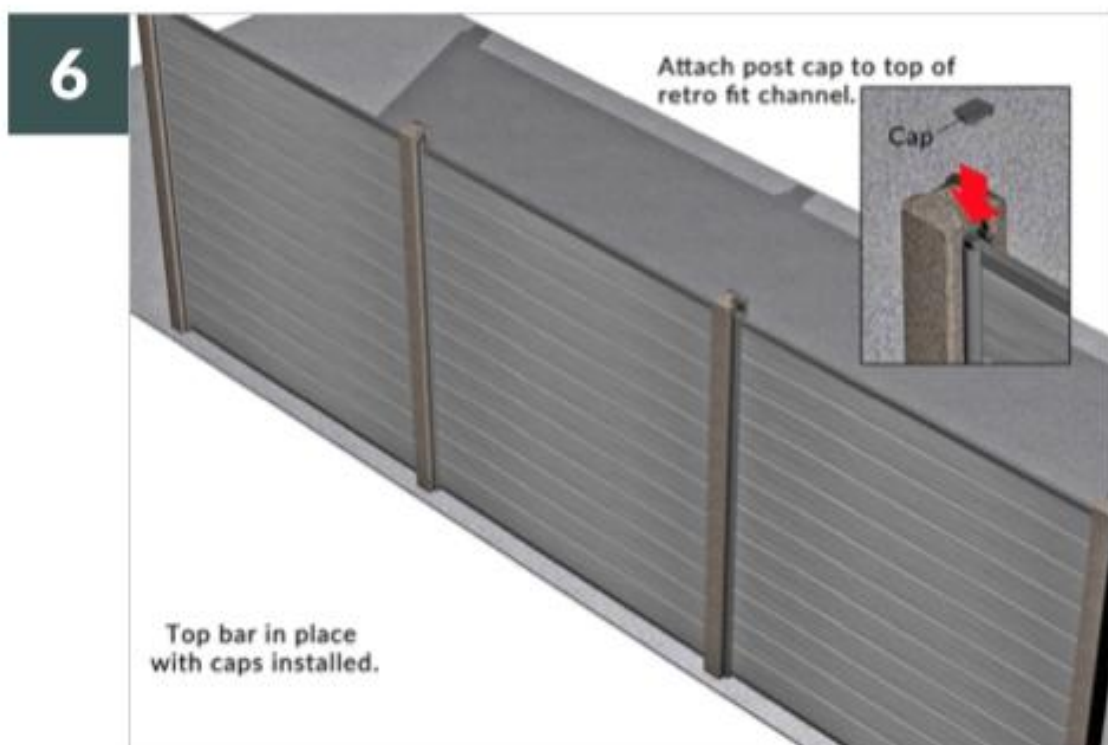
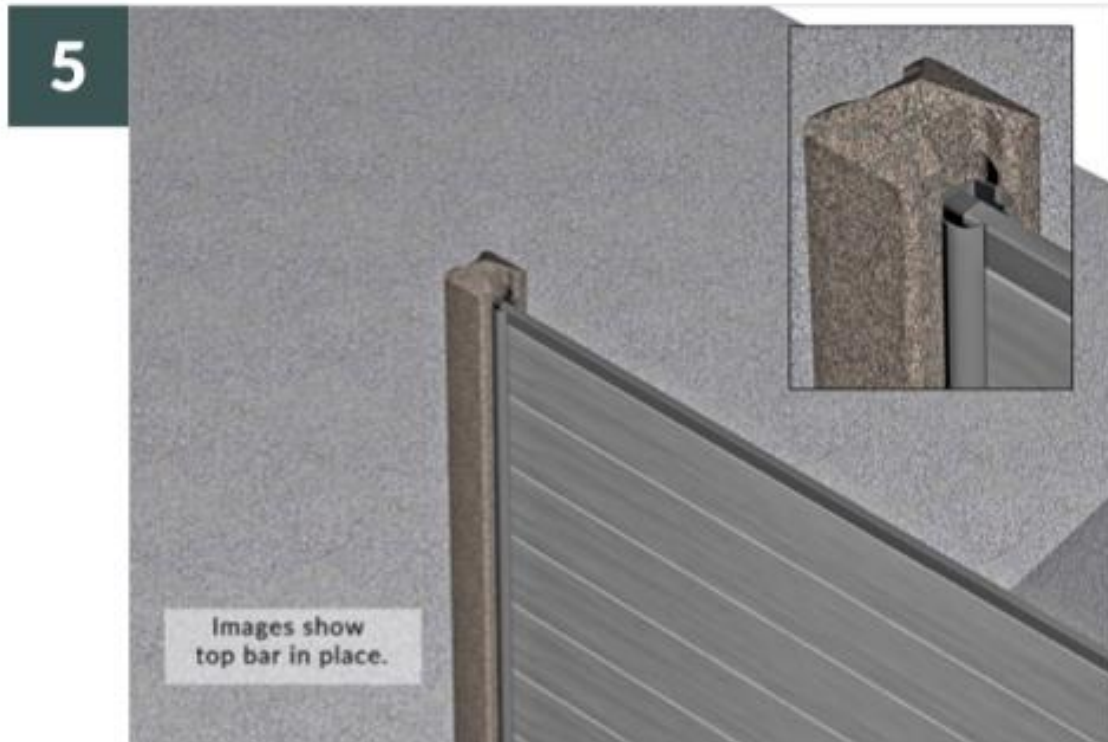
2

Position bottom bar into the retrofit post insert and slide down to bottom of the post.





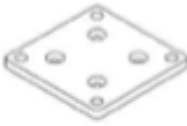


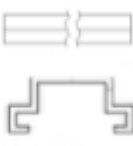


Arbour Landscape Solutions Ltd
Unit 3A, Chassis Industrial Estate Grovebury Road,
Leighton Buzzard, Bedfordshire LU7 4SL
T: 020 8953 6177
E: enquiries@arboursolutions.co.uk
www.arboursolutions.co.uk

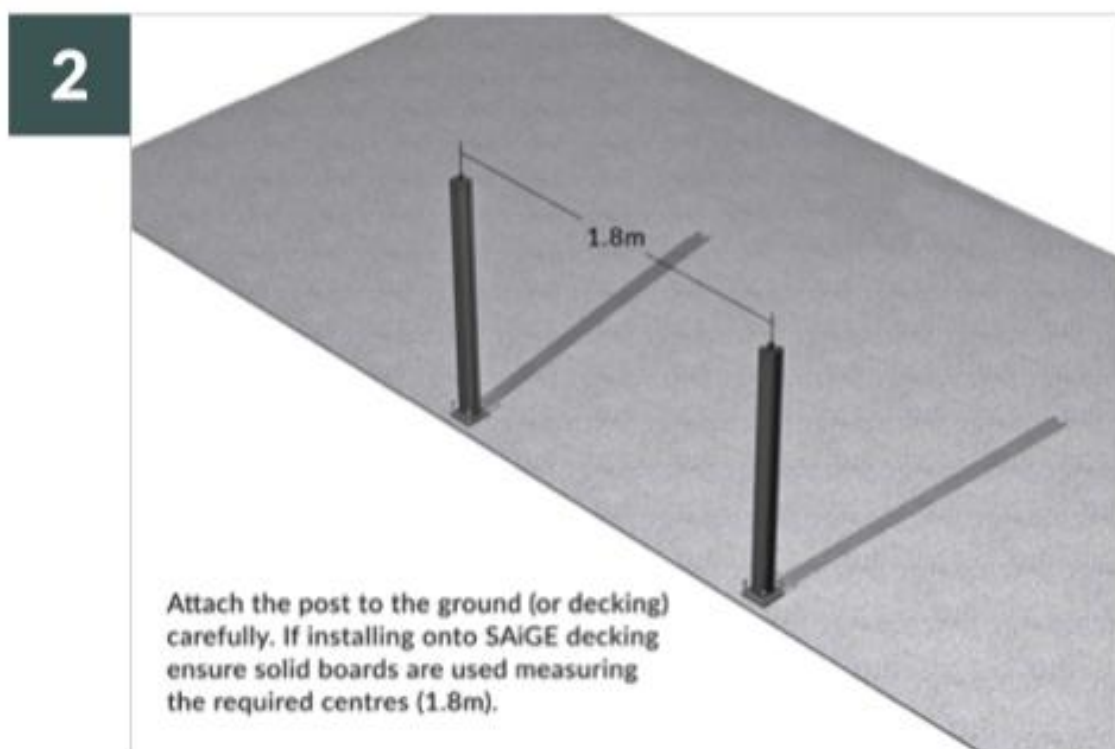
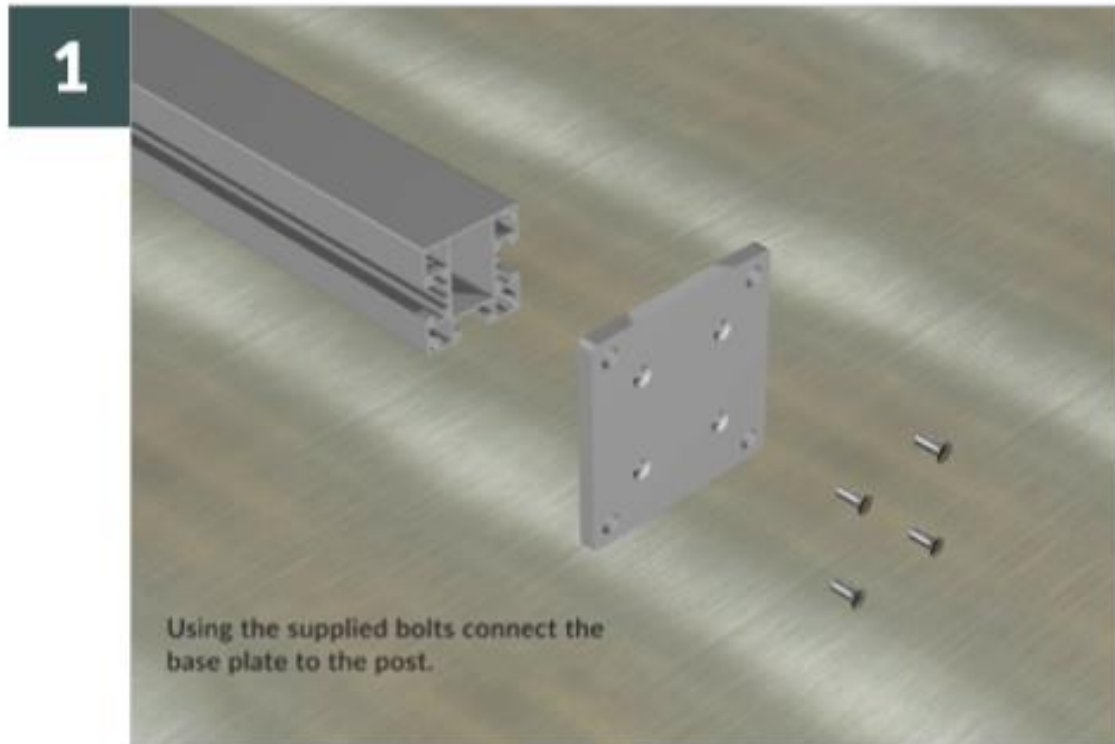


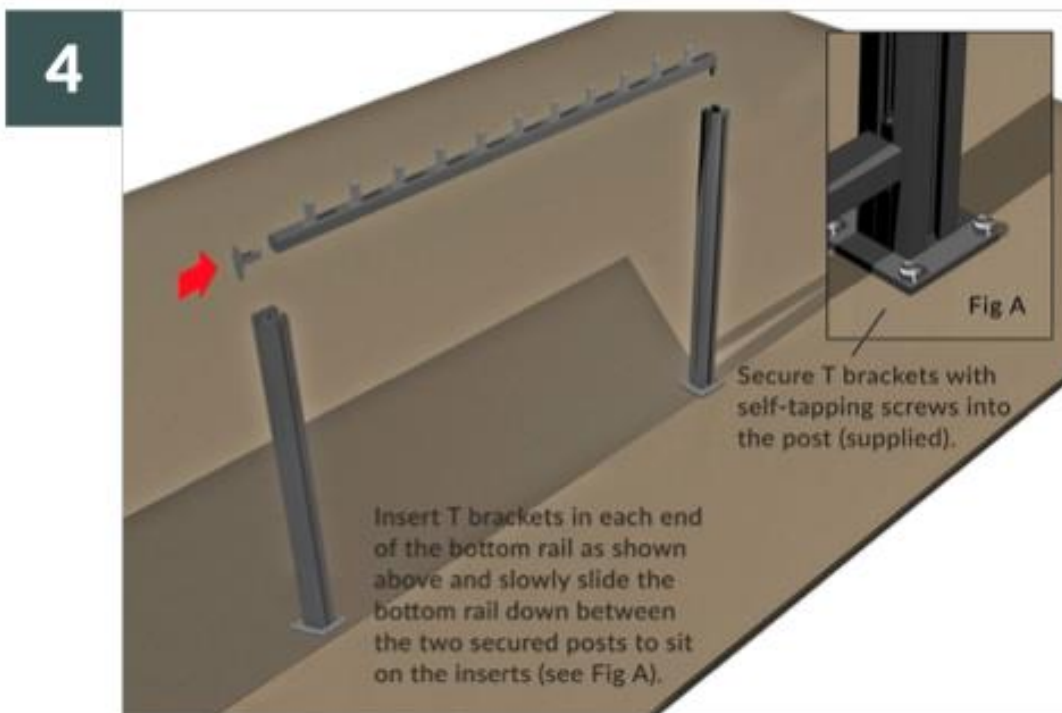
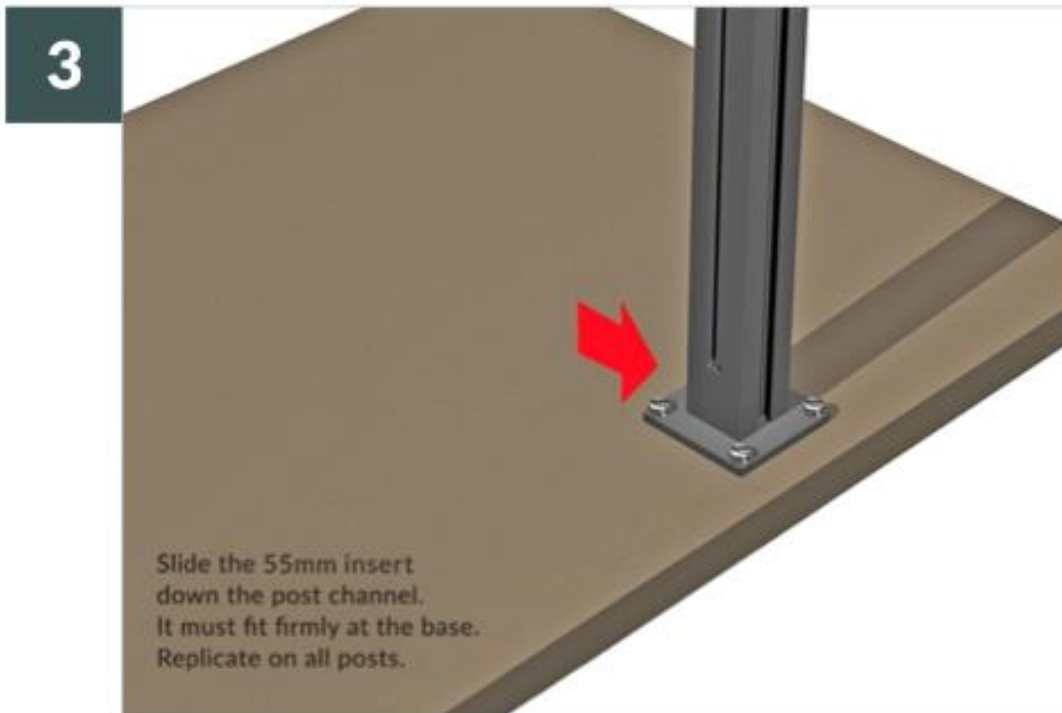


Straight balustrade

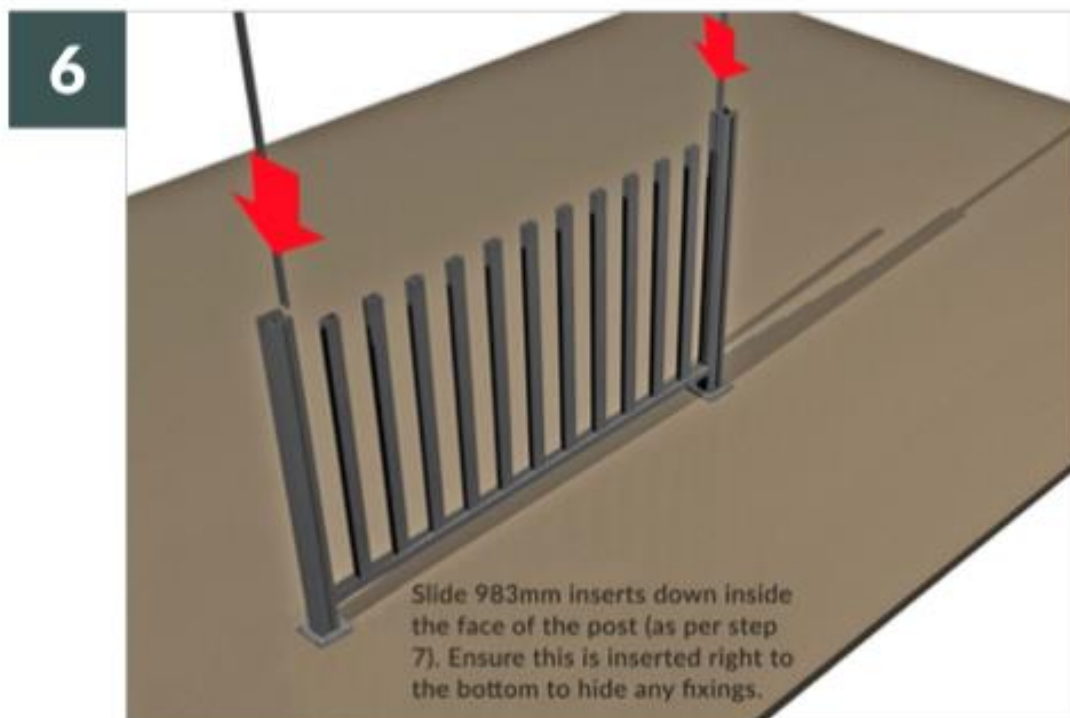
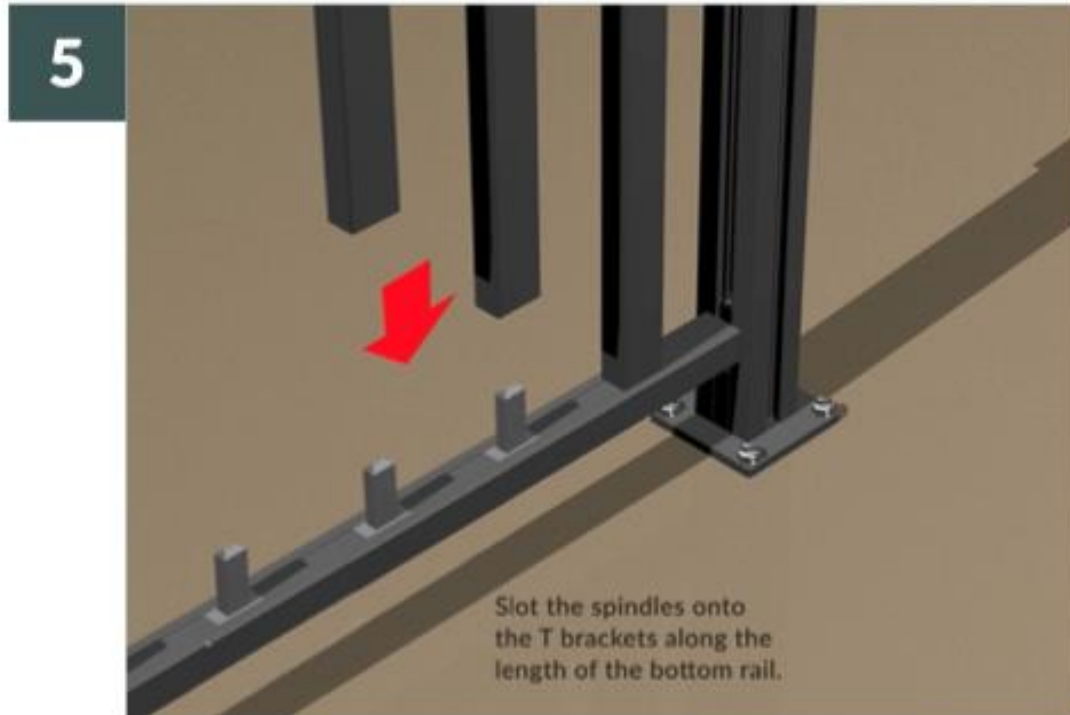
Balustrade Component list

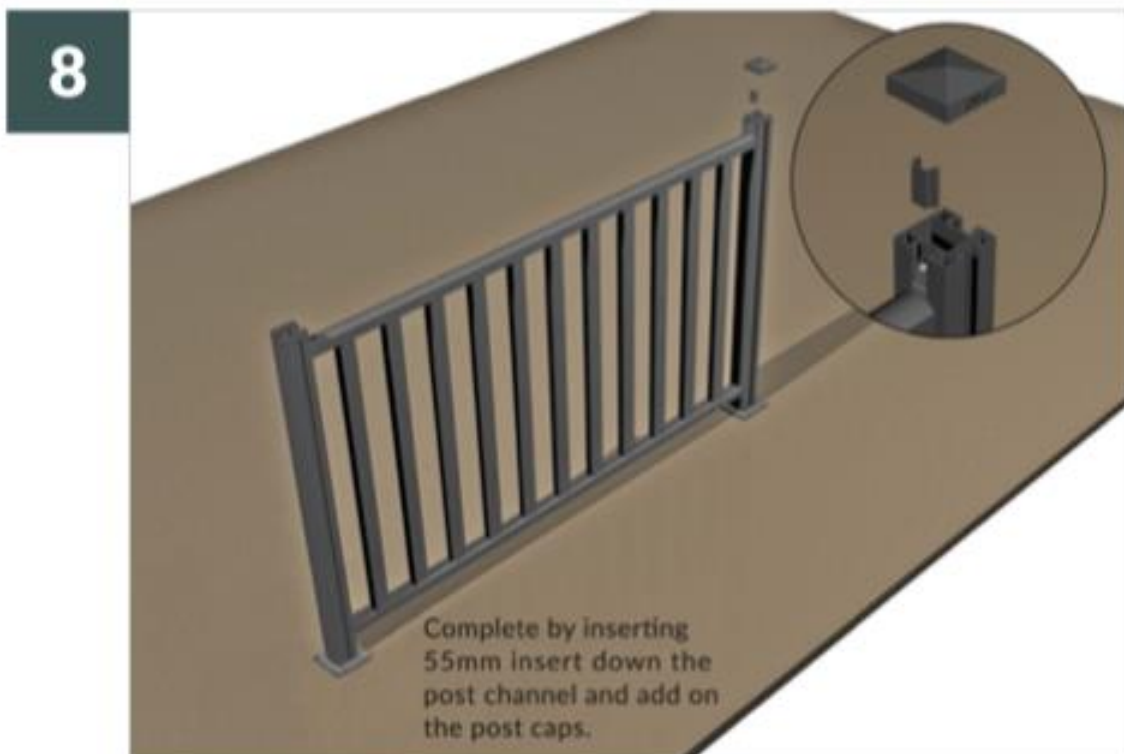
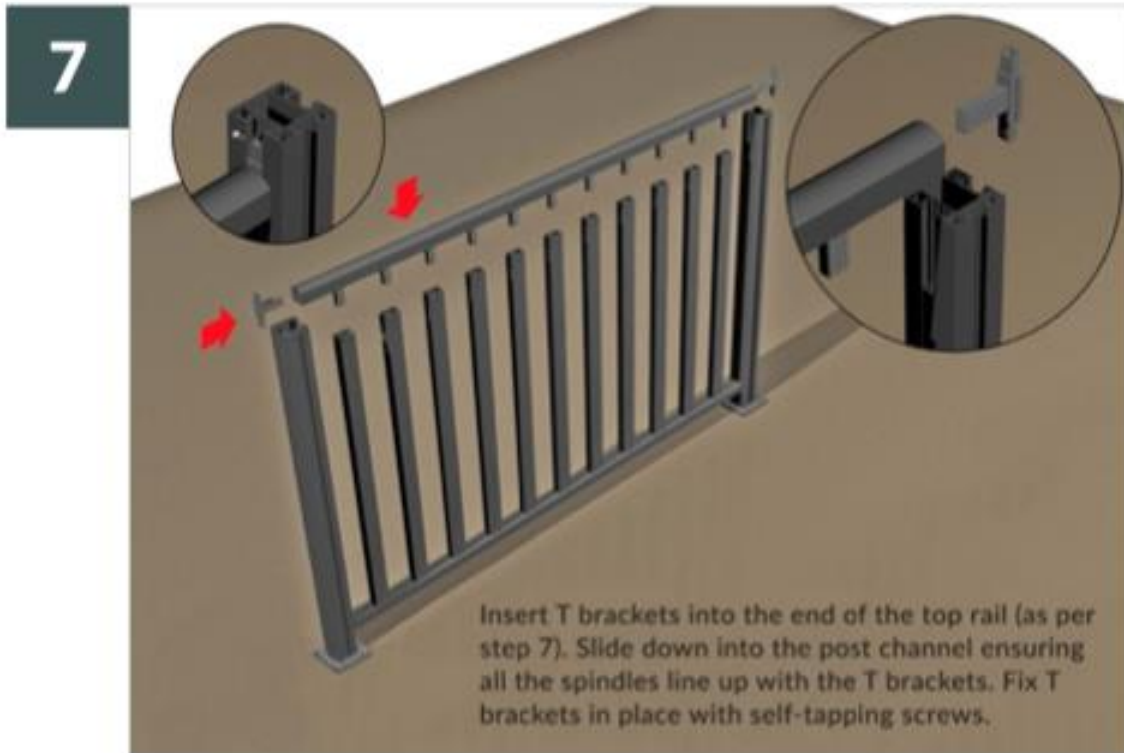
| Image | Quantity per bay | Product Description | Dimensions | Weight |
|---|------------------|-----------------------------------|----------------------|---------------|
| Straight Balustrade FY-B1 | | | | 28.2kg |
|  | 1 | 1. 1.155m post | 70mm x 70mm x 1155mm | 3.5kg |
| | 1 | 2. Post cap | | |
| | 2 | 3. 983mm Insert | | |
| | 1 | 4. 1155mm Insert | | |
| | 4 | 5. 55mm Insert | | |
|  | 1 | Top Handrail | 1730mm x 45mm x 45mm | 2.4kg |
| | 1 | Bottom Rail | | |
|  | 1 | 10mm baseplate | 130mm x 130mm x 10mm | 2.5kg |
| | 4 | Bolts to attach baseplate to post | | |
| | 4 | Concrete fixing bolts | | |
|  | 26 | T Bracket and screws | 20mm x 17mm x 36mm | 0.035kg e.a. |
|  | 11 | FSC 100% Composite Spindles | 955mm x 50mm x 30mm | 1.2kg e.a. |
|  | 20 | Insert 118.4mm | 118.4mm | 0.03kg e.a. |
| | 4 | 55 mm Insert | 55mm | 0.01kg e.a. |
| | 4 | 107.5 mm Insert | 107.5mm | 0.03kg e.a. |
| Top and Bottom rails come assembled with all T brackets and inserts fitted. | | | | |
| Additional Finishing post FY- PBA1 and baseplate FY-BP1 | | | | |
|  | 1 | Additional post kit to finish | 70mm x 70mm x 1155mm | 3.5kg |
|  | 1 | Additional baseplate to finish | 130mm x 130mm x 10mm | 2.5kg |









Arbour Landscape Solutions Ltd
Unit 3A, Chassis Industrial Estate Grovebury Road,
Leighton Buzzard, Bedfordshire LU7 4SL
T: 020 8953 6177
E: enquiries@arboursolutions.co.uk
www.arboursolutions.co.uk

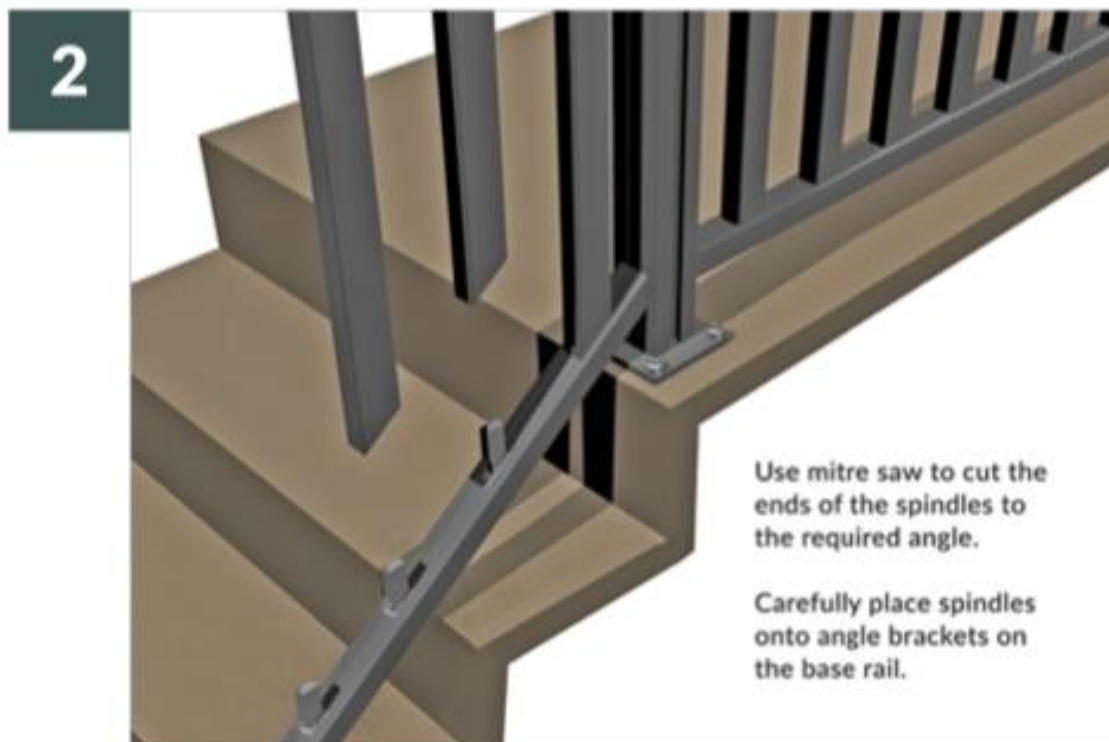
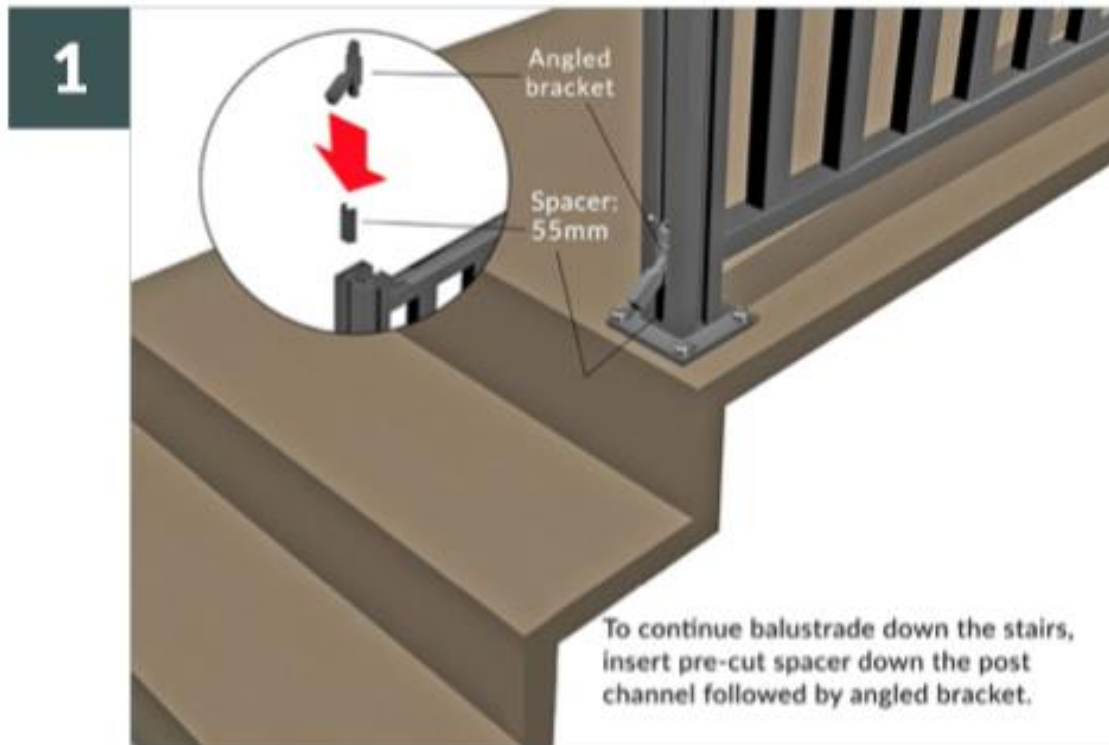




Staircase balustrade

| Image | Quantity per bay | Product Description | Dimensions | Weight |
|---|------------------|-----------------------------------|----------------------|----------------|
| Staircase Balustrade FY-B2 | | | | 33.61kg |
|  | 1 | 1. 1.2m post | 70mm x 70mm x 1200mm | 3.7kg |
| | 1 | 2. Post cap | | |
| | 1 | 3. 983mm insert | | |
| | 4 | 4. 55mm insert | | |
| | 2 | 5. 1.2m insert | | |
|  | 1 | 1. 1.155m post | 70mm x 70mm x 1155mm | 4.1kg |
| | 1 | 2. post cap | | |
| | 4 | 3. 55mm insert | | |
| | 2 | 4. 983mm insert | | |
| | 1 | 5. 1155mm insert | | |
|  | 1 | Top Rail | 1730mm x 45mm x 45mm | 2.4kg |
| | 1 | Bottom Rail | | |
|  | 2 | 10mm baseplates | 130mm x 130mm x 10mm | 2.5kg |
| | 8 | Bolts to attach baseplate to post | | |
| | 8 | Concrete fixing bolts | | |
|  | 26 | Angled T Bracket and screws | 24mm x 17mm x 48mm | 0.05kg e.a. |
|  | 11 | 1m FSC 100% Composite Spindles | 1000mm x 50mm x 30mm | 1.26kg e.a. |
| Top and Bottom rails come assembled with all T brackets and inserts fitted. | | | | |

Arbour Landscape Solutions Ltd
Unit 3A, Chassis Industrial Estate Grovebury Road,
Leighton Buzzard, Bedfordshire LU7 4SL
T : 020 8953 6177
E: enquiries@arboursolutions.co.uk
www.arboursolutions.co.uk



3

Make post B in diagram as Step 1 - but do not fix in place.

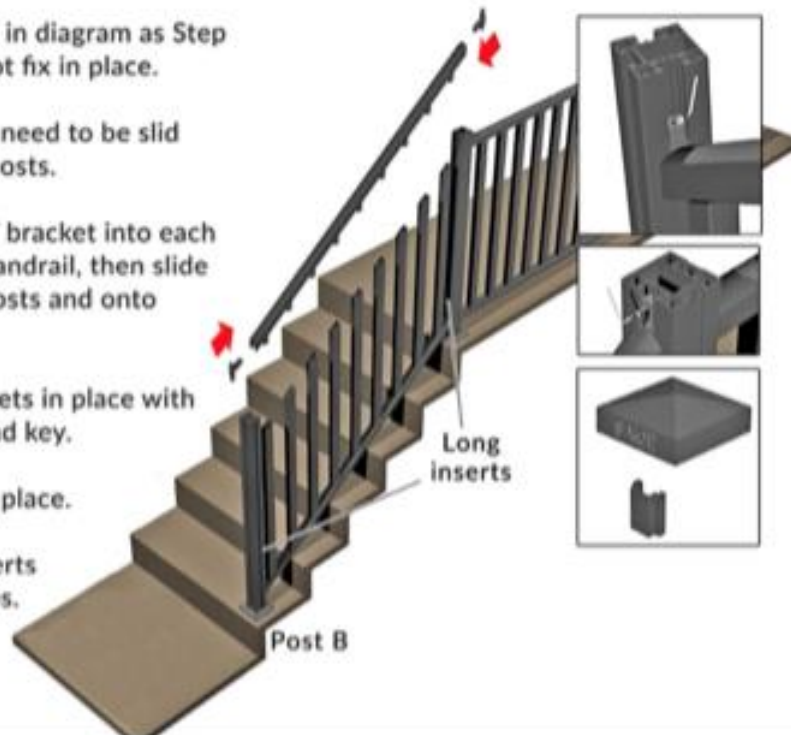
Long inserts need to be slid down both posts.

Slide angle T bracket into each end of the handrail, then slide down into posts and onto spindles.

Lock T brackets in place with Allen pins and key.

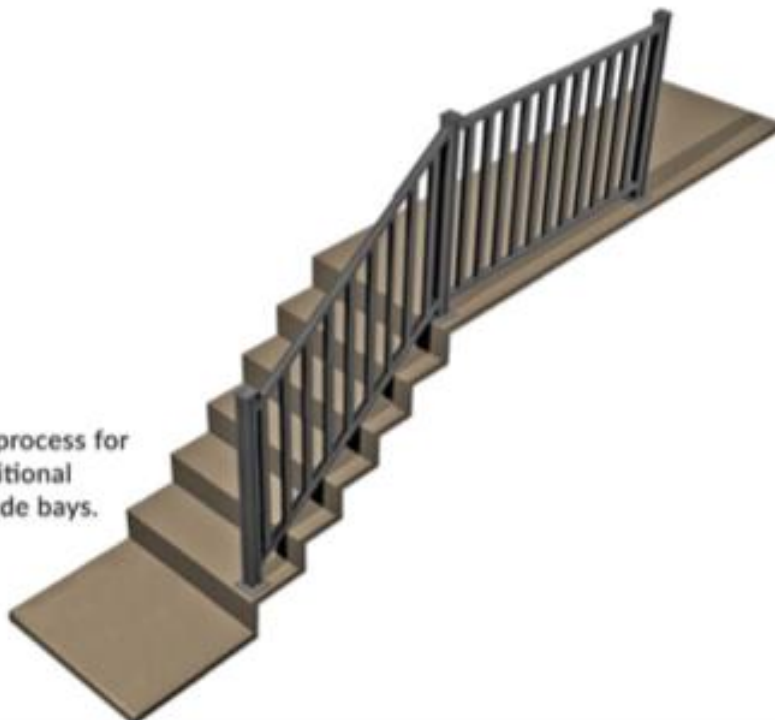
Fit post B in place.

Fit small inserts and post caps.









4

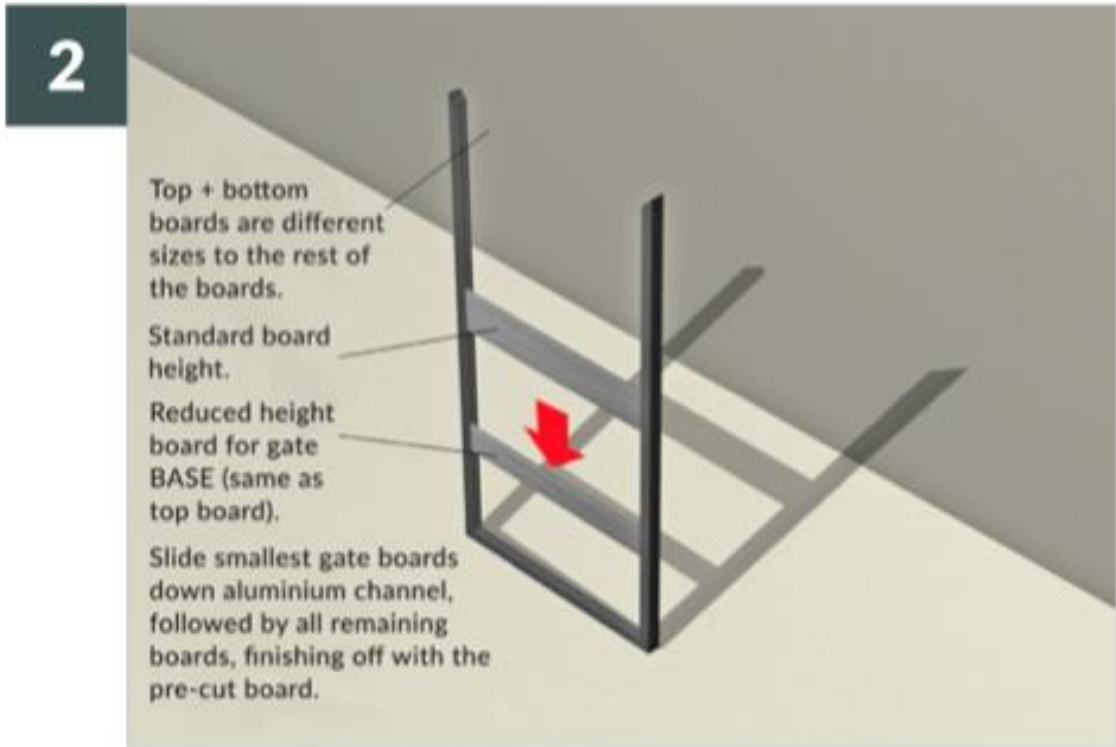
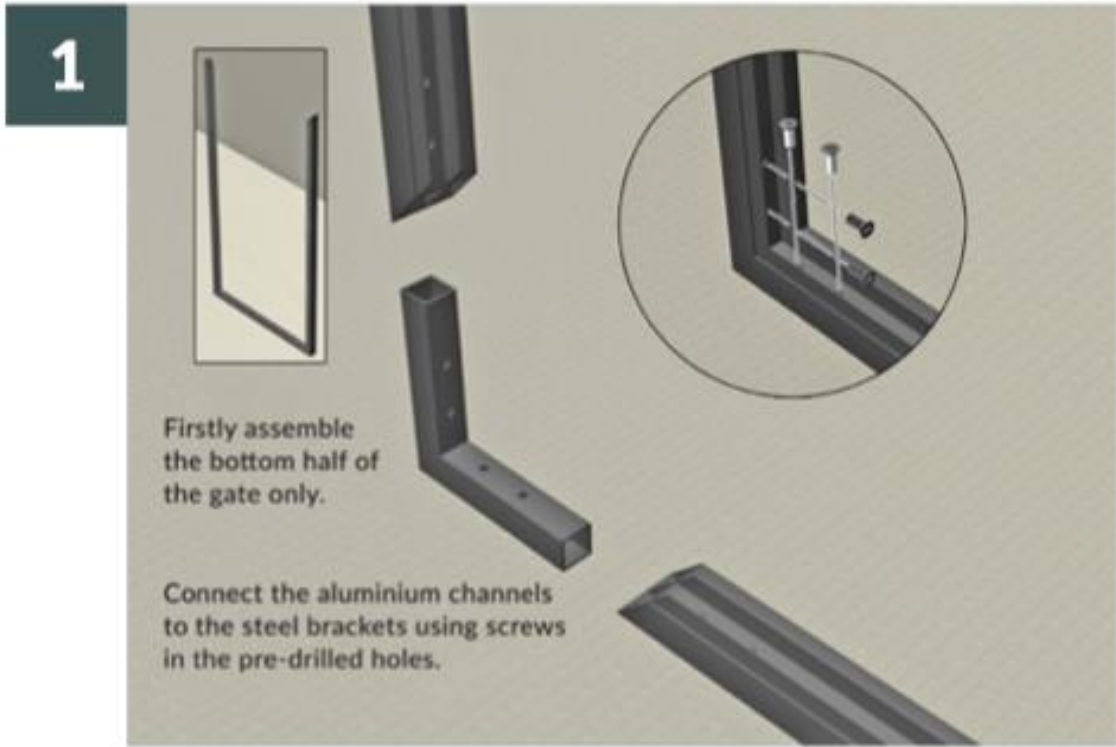
Repeat process for any additional balustrade bays.



Composite Gates

Gate Component list

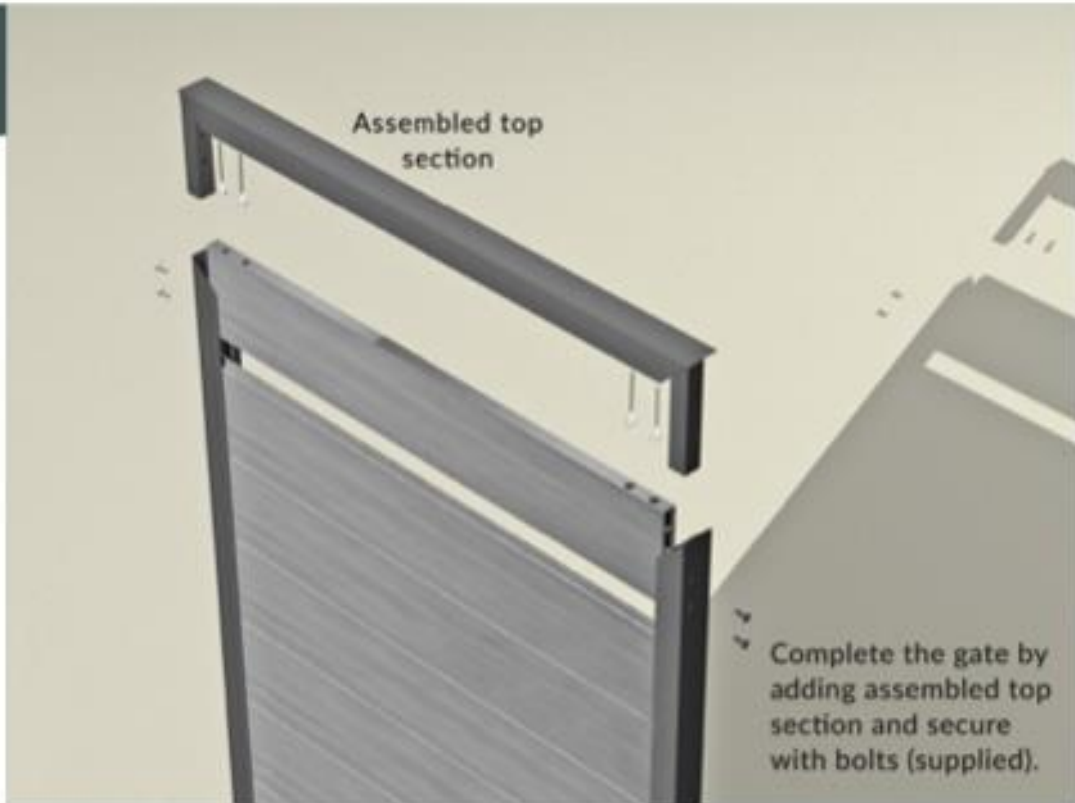
| Image | Quantity per bay | Product Description | Dimensions | Weight |
|---|------------------|--|------------------------|------------|
| Composite Gate FY- G1 | | | | |
|  | 2 | Sides of standard gate | 1757mm long | 1.5kg |
|  | 4 | Angled bracket to connect gate extrusion | | 2kg e.a. |
|  | 2 | Gate hinge | 88mm x 50mm | 0.4kg |
|  | 1 | Bottom Rail | 887mm long | 0.77kg |
| | 1 | Top Rail | | |
|  | 1 pack | Screws to connect gate extrusions and brackets (one pack contains 16 screws) | | 0.075kg |
|  | 1 | FSC 100% Composite Bottom Gate Board | 103mm x 824mm x 19.5mm | 1.7kg |
| | 10 | FSC 100% Composite Gate Boards | 145mm x 824mm x 19.5mm | 1.9kg e.a. |
| | 1 | FSC 100% Composite Top Gate Board | 145mm x 824mm x 19.5mm | 1.75kg |
| (See separate drawing in lock packaging) | 1 | Gate Lock | | 1.1kg |

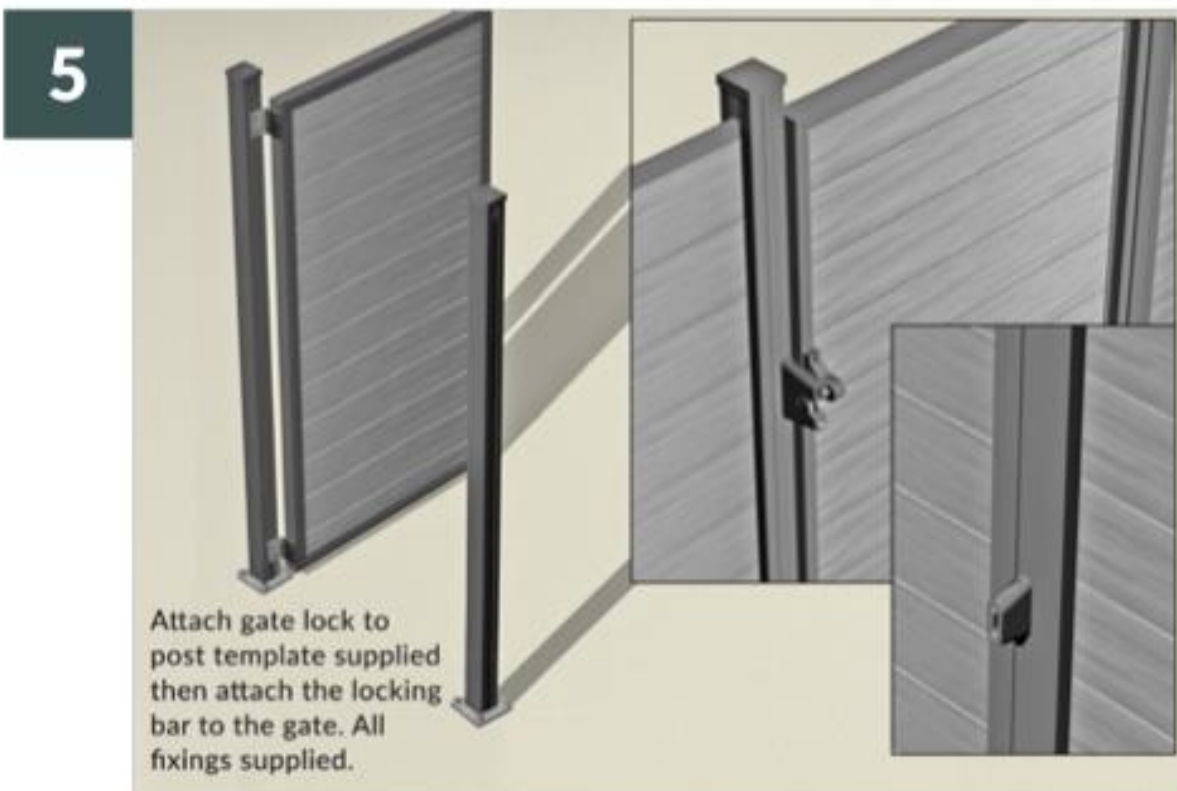
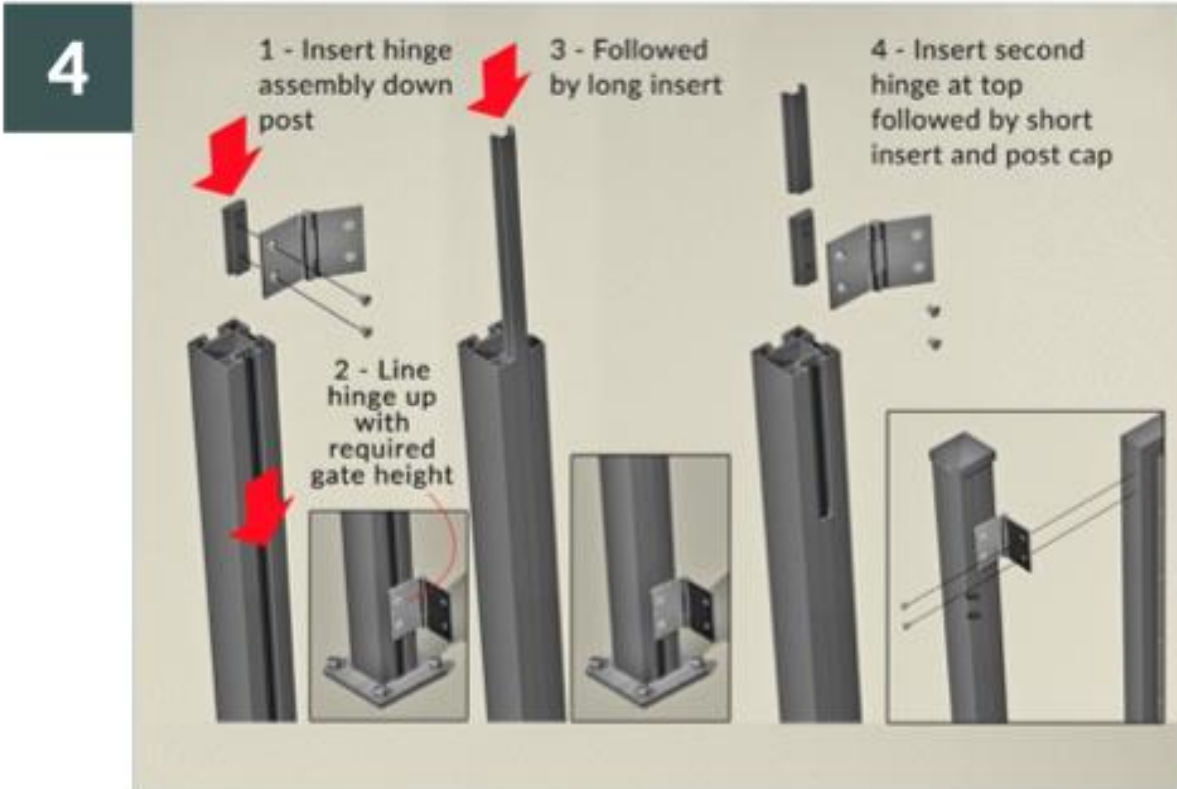




Arbour Landscape Solutions Ltd
Unit 3A, Chassis Industrial Estate Grovebury Road,
Leighton Buzzard, Bedfordshire LU7 4SL
T: 020 8953 6177
E: enquiries@arboursolutions.co.uk
www.arboursolutions.co.uk

3

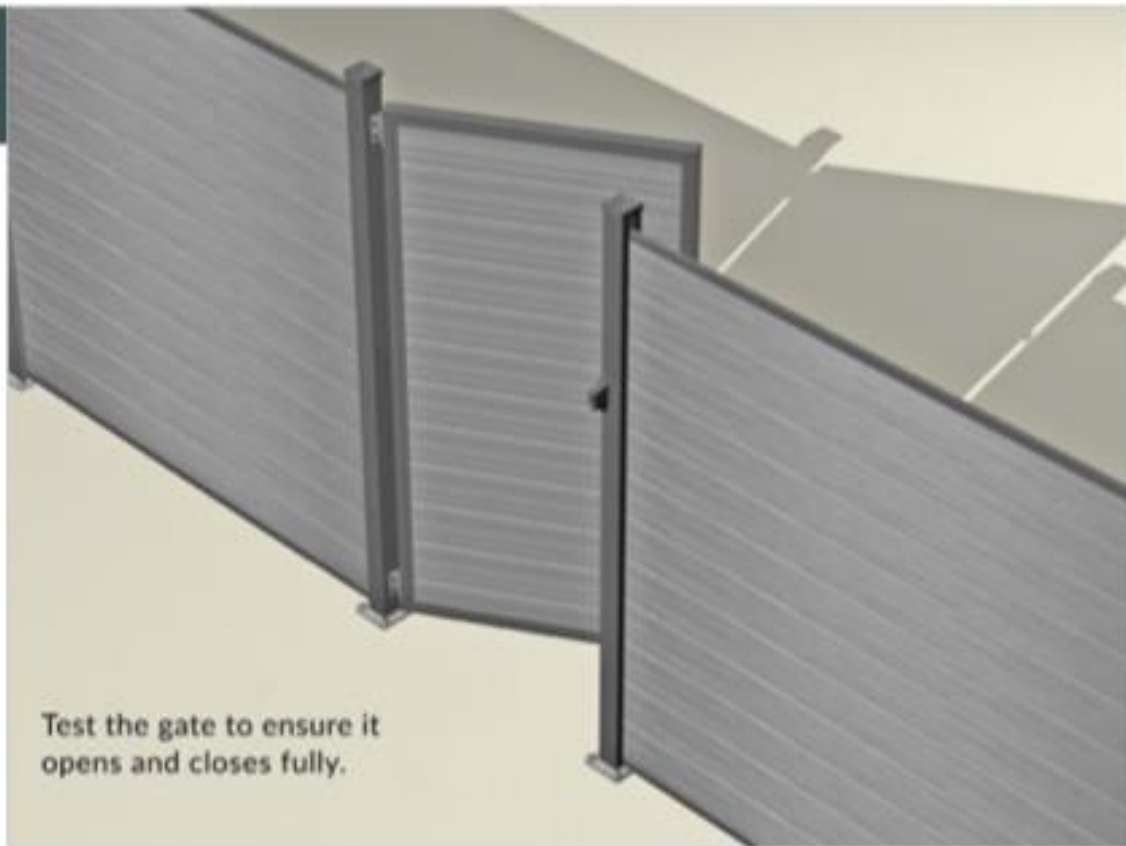






Arbour Landscape Solutions Ltd
Unit 3A, Chassis Industrial Estate Grovebury Road,
Leighton Buzzard, Bedfordshire LU7 4SL
T : 020 8953 6177
E: enquiries@arboursolutions.co.uk
www.arboursolutions.co.uk

6



Test the gate to ensure it
opens and closes fully.